

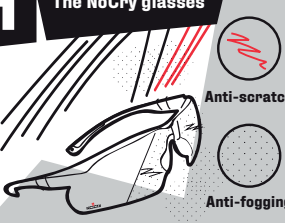


NOCRY

Because keeping you safe is our top priority... You must read through the following care and use instructions before using your new glasses.

TIP: Find the model number of your glasses on the packaging.

1 The NoCry glasses



Anti-scratch

Anti-fogging

The lenses have anti-scratch and anti-fogging treatment.

2 Cleaning your glasses



Clean the glasses only using a dry or cold water-moistened soft micro-fiber cloth. Do not use chemicals.

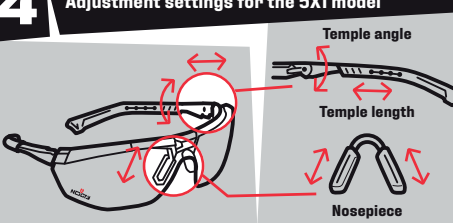
3 Storing your glasses



When not in use, store the glasses in a protective case.

nocry.com

4 Adjustment settings for the 5X1 model



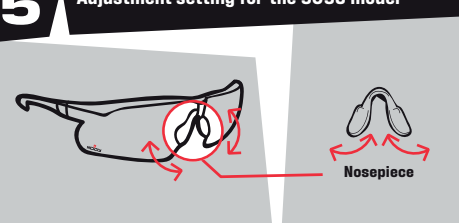
Temple angle

Temple length

Nosepiece

The multiple adjustment settings help the glasses fit your face securely and comfortably. Adjusting the temple angle can also control the airflow.


5 Adjustment setting for the 505U model




Nosepiece

Adjust the nosepiece so that the glasses will give you a comfortable and secure fit.

6 Carefully assess your working environment



IF IN DOUBT



Occupational Safety Professional or Industrial Hygienist

Make sure that the glasses are the most suitable means of protection from potential threats you are likely to be exposed to in your working environment.



7 Contact us



wecare@nocry.com

Feel free to contact us. We're always here to help.

HOW DO YOU LIKE YOUR NEW NOCRY SAFETY GLASSES?

Help customers just like you make better choices by sharing an honest review of your experience on  or 

Your feedback helps us serve you better and it helps others choose the best products.

To leave us a review on **Amazon** > go to **Orders** > **Write a product review**

To leave us a review on **Trustpilot** > search **NoCry** > **Write a review**