





**Because keeping you safe is our top priority...
You must read through the following care and use
instructions before using your new wrist guards.**

1 The NoCry wrist guards



Made of breathable polyester mesh with durable EVA padding, PK cloth and PP board.

2 Cleaning your wrist guards



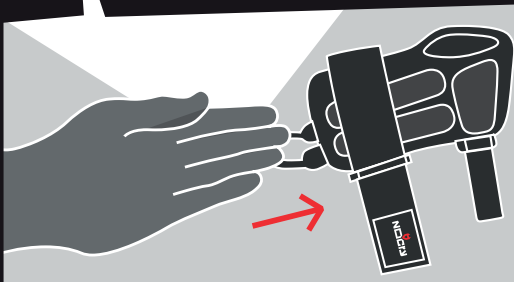
Clean only by using a brush or a washcloth with neutral detergent. Never machine wash.

3 Storing your wrist guards



Avoid storing in direct sunlight or at high temperatures.

4 Putting on and securing the wrist guards



!
Do not overtighten or wear too loose. Adjust the straps to ensure a comfortable fit.

Open the hook'n'loop straps and slide your hand into the guard making sure that your thumb goes through the thumb hole. Thread the straps back through the plastic rings (if needed) and adjust the two straps to secure the guard.

5 Wearing the wrist guards



Make sure that the 3-part padding is positioned on your palm. Also ensure that the wrist guards are not too small or big for your hands.

6 Wearing guards under gloves



When wearing the wrist guards under gloves, make sure that the gloves are a size bigger to accommodate the guards.

7 Attention!

!
The wrist guards are designed to provide protection against possible impacts. They are not built to guard against various injuries that can result from sports or other accidents. The wrist guards should be properly sized and fitted to provide maximum protection.

8 Contact us



wecare@nocry.com

Feel free to contact us. We're always here to help.

HOW DO YOU LIKE YOUR NEW NOCRY WRIST GUARDS?

Help customers just like you make better choices by sharing an honest review of your experience on  or 

Your feedback helps us serve you better and it helps others choose the best products.

To leave us a review on **Amazon** > go to **Orders** > **Write a product review**

To leave us a review on **Trustpilot** > search **NoCry** > **Write a review**