




**Because keeping you safe is our top priority...
You must read through the following care and use
instructions *before* using your new knee pads.**

1 The NoCry knee pads




Made of breathable polyester mesh with heavy duty TPR caps.

2 Cleaning your knee pads



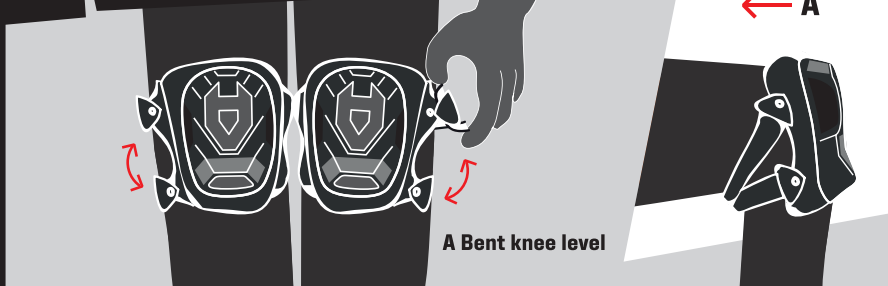
Clean only by using a brush or a washcloth with neutral detergent. Never machine wash.

3 Storing your knee pads



Avoid storing in direct sunlight or at high temperatures.

4 Putting on the knee pads



Wear slip buckles on the outer side; the pads should reach above bent knee level.

5 Securing your knee pads



If the knee pads keep sliding off, try crisscrossing the straps.

6 Carefully assess your working environment



The knee pads are not fire, water or chemical proof. Make sure that they are the most suitable means of protection from potential threats in your working environment.

7 Contact us



Feel free to contact us.
We're always here to help.

HOW DO YOU LIKE YOUR NEW NOCRY KNEE PADS?
Help customers just like you make better choices by sharing
an honest review of your experience on or

Your feedback helps us serve you better and it helps others choose the best products.

To leave us a review on **Amazon** > go to **Orders** > **Write a product review**
To leave us a review on **Trustpilot** > **search NoCry** > **Write a review**



FREQUENTLY ASKED QUESTIONS, ANSWERED

(but if you don't find an answer to yours, send it to us at wecare@nocry.com)

- ✓ The pads slip off my knees, what should I do?**
Make sure you are wearing your knee pads correctly. Try being seated when putting on, adjusting or tightening. The upper edge should stay above the level of your bent knee (see panel 4, on the opposite page). If your pads still slip, try crisscrossing the elastic straps. Fasten the top strap to the lower button, and the lower strap to the top button (see panel 5), tuck the crossed straps behind your knees.
- ✓ Can I wear them in all weather conditions?**
Like you, your knee pads don't mind a bit of rain, heat or the cold, just nothing too extreme.
- ✓ Are they machine washable?**
No. Remove dirt or debris from the caps using a hand brush and wipe clean. To remove stains, use liquid soap with lukewarm water and rinse clean. Dry in the open air and not in a drying machine.
- ✓ Can I wear them on bare legs?**
Yes, but make sure to readjust the position of the knee pads and the tightness of the straps. Don't wear the straps so tight to cause chaffing, rubbing or blisters.
- ✓ Can I wear these for playing sport?**
While your knee pads are not meant for playing dodgeball or trampolining, they can be used for DIY jobs around the house, cleaning, gardening, sports photography, even fishing.
- ✓ Can I return them?**
Yes. If the pads don't fit, keep slipping, or aren't what you need; let us know within 30 days of purchase and we'll either refund your money or send you a free pair of our flooring or gardening knee pads. To start the straightforward process, drop us a line at wecare@nocry.com.

Meaning of label symbols



Read User Instructions



General warning



Do not bleach



Do not Iron



Wash by hand
Max temp. 104°F



Type 1
Performance Level 1



Do not tumble dry



Do not dry clean



ES

INSTRUCCIONES DE USO PARA LAS RODILLERAS PROFESIONALES NOCRY

Porque tu seguridad es lo primero...

Por favor tómate un momento para leer las siguientes instrucciones de uso y cuidado de tus nuevas rodilleras.

- ✓ Revisa con detenimiento tu lugar de trabajo. Las rodilleras no son resistentes al agua, fuego o agentes químicos. Asegúrate de que son el medio de protección más adecuado para riesgos potenciales en tu ambiente de trabajo.
- ✓ Las rodilleras profesionales NoCry están fabricadas con poliéster transpirable con tapas de TPR pesado.
- ✓ Cuando lleves las rodilleras coloca las hebillas deslizantes sobre la parte más externa; las almohadillas deben alcanzar por encima del nivel donde se dobla la rodilla. Si se sitúan fuera intenta entrecruzar las tiras.
- ✓ Limpia solo con un cepillo o trapo con detergente neutro. Nunca con la lavadora. Guarda tus rodilleras fuera del alcance de la luz solar y altas temperaturas.

Si tienes alguna pregunta o duda, crítica o reconocimiento háznoslo saber en wecare@nocry.com.

FR

MODE D'EMPLOI POUR LES GENOUILLÈRES PROFESSIONNELLES NOCRY

Parce que votre sécurité est notre priorité absolue ...

Veillez lire les consignes d'entretien et d'utilisation suivantes pour vos nouveaux protège-genoux.

- ✓ Évaluez soigneusement votre environnement de travail. Les protège-genoux ne sont pas conçus pour résister au feu, à l'eau ou aux produits chimiques. Assurez-vous qu'ils constituent le moyen de protection le plus approprié contre les menaces potentielles dans votre environnement de travail.
- ✓ Les genouillères professionnelles NoCry sont réalisées en maille respirante de polyester avec des embouts en TPR très résistants.
- ✓ Lorsque vous portez les protège-genoux, placez les boucles antidérapantes sur le côté extérieur. Les coussinets doivent dépasser le genou replié. Si les coussinets des protège-genoux continuent à glisser, essayez de croiser les sangles.
- ✓ Nettoyez uniquement avec une brosse ou un gant de toilette avec un détergent neutre. Ne jamais laver en machine. Rangez vos protège-genoux à l'abri du Soleil ou des températures élevées.

Si vous avez des questions, des préoccupations, des commentaires ou des critiques, faites-le nous savoir à l'adresse wecare@nocry.com.