



**Because keeping you safe is our top priority you must read through the following care and use instructions before using your new ATV hand warmers.**

**1** Meet your new NoCry ATV/Snowmobile hand warmers




Made of polyester, plastic, PVC, EVA foam and nylon.

**2** How to clean your hand warmers



Clean with a dry or wet cloth. Do NOT machine wash. (This could ruin your hand warmers.)

**3** Check the mirror positions on the handlebar before installation



Depending on the design of your handlebars, you may need to remove the rear view mirrors.

**4** Place the hand warmers over the handlebars




Open the zipper (and the hook'n'loop slot\*) and slide the covers over your handlebars. \* If your handlebar design did not require mirrors removal in step 3, slide them through the hook'n'loop slots.

**5** Place the hand warmers over the handlebars



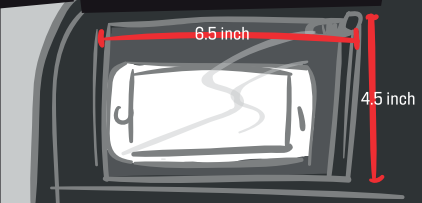
Zip them up and tie the strings to close the openings and secure the warmers in place.

**6** Reattach the mirrors



If the mirrors had to be removed, reattach them through the hook'n'loop slots.

**7** Use the waterproof pocket for your phone



The right hand warmer comes with a transparent PVC touchscreen pocket with a waterproof zipper. Use it to store your phone.

**8** Check this before you drive!



Make sure that the levers and controls on your handlebars have enough space for hand movement and the cover does not put any pressure on them.



**9** Contact us



[wecare@nocry.com](mailto:wecare@nocry.com)

Feel free to contact us. We're always here to help.

**HOW DO YOU LIKE YOUR NEW NOCRY ATV HAND WARMERS?**

**Help customers just like you make better choices by sharing an honest review of your experience on  or  Trustpilot**

Your feedback helps us serve you better and it helps others choose the best products.

To leave us a review on **Amazon** > go to **Orders** > **Write a product review**  
To leave us a review on **Trustpilot** > search **NoCry** > **Write a review**



## LIMITED LIFETIME WARRANTY

Each NoCry non-electric product is warranted to be free of defects in material and workmanship for as long as the consumer owns the product. Warranty does not cover normal wear and tear, environmental factors, accidental damage, or misuse. At NoCry's discretion, a defective product will be repaired or replaced. This warranty gives you specific legal rights, but may be superseded by any other rights or warranties in effect, which may vary from state to state. If you think you might have a defective product, please contact us at [wecare@nocry.com](mailto:wecare@nocry.com) to start the (free) procedure to determine whether your product is defective. NoCry's warranty applies to ONLY products being sold by Authorized Resellers. We regretfully will not provide any warranty for products sold by any other sources. Proof of purchase will be required to obtain a warranty. Please review the warranty carefully, and contact us if you have any questions.

More info at <https://nocry.com/warranty>.

## DANGER



To avoid serious injury or death:

- Read and follow the entire installation manual before installing or using the accessory or operating a vehicle with the accessory mounted.
- Always verify vehicle controls before operating the vehicle with the hand warmers. The product is designed to fit most vehicles; however, NoCry does not guarantee vehicle fitment for all vehicles.
- Always verify that the hand warmers do not interfere with the vehicle's throttle, brake, kill switch, lights, steering and any other vehicle controls from full left lock to full right lock positions prior to starting the vehicle. Do not use if there is interference with your vehicle's controls.
- Do not modify the product. Do not use if the product is damaged or altered.
- Stop riding at the first available safe location if hand warmers are contacted by an object or move while riding. If there is no product damage, reposition the hand warmers before resuming your ride.